



Prabhodhan Shikshan Prasarak Sanshta's Indira Institute of Pharmacy, Sadavali

Feedback Analysis

Title : SEM VII

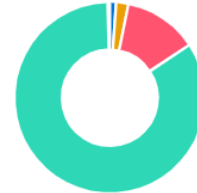
Academic Year : 2023-24

Class : Sem 7 [B Pharmacy]

Details : Dr. Amol Khade

Total number of response(s) : 52 / 59

Question	Punctuality			
Answer	Value	No. of response(s)	Response value	Response %
1. Average	1	2	2	0.96
2. Good	2	2	4	1.92
3. Very Good	3	8	24	11.54
4. Excellent	4	40	160	76.92
Performance				91.35
Final Attainment				2.74



Question	Behavior			
Answer	Value	No. of response(s)	Response value	Response %
1. Average	1	2	2	0.96
2. Good	2	2	4	1.92
3. Very Good	3	3	9	4.33
4. Excellent	4	45	180	86.54
Performance				93.75
Final Attainment				2.81



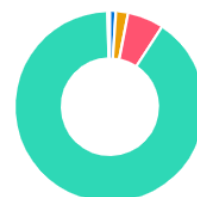
Question	Knowledge			
Answer	Value	No. of response(s)	Response value	Response %
1. Average	1	2	2	0.96
2. Good	2	2	4	1.92
3. Very Good	3	2	6	2.88
4. Excellent	4	46	184	88.46
Performance				94.23
Final Attainment				2.83



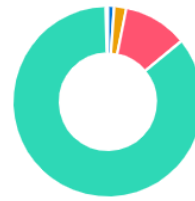
Question	Interaction			
Answer	Value	No. of response(s)	Response value	Response %
1. Average	1	2	2	0.96
2. Good	2	2	4	1.92
3. Very Good	3	2	6	2.88
4. Excellent	4	46	184	88.46
.	1	0	0	0.00
Performance				94.23
Final Attainment				2.83



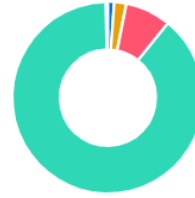
Question	Presentation			
Answer	Value	No. of response(s)	Response value	Response %
1. Average	1	2	2	0.96
2. Good	2	2	4	1.92
3. Very Good	3	4	12	5.77
4. Excellent	4	44	176	84.62
.	1	0	0	0.00
Performance				93.27
Final Attainment				2.80



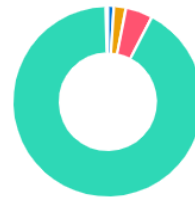
Question	Command			
Answer	Value	No. of response(s)	Response value	Response %
1. Average	1	2	2	0.96
2. Good	2	2	4	1.92
3. Very Good	3	7	21	10.10
4. Excellent	4	41	164	78.85
Performance				91.83
Final Attainment				2.75



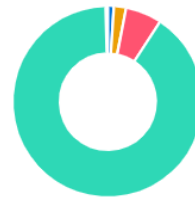
Question	Creative			
Answer	Value	No. of response(s)	Response value	Response %
1. Average	1	2	2	0.96
2. Good	2	2	4	1.92
3. Very Good	3	5	15	7.21
4. Excellent	4	43	172	82.69
Performance				92.79
Final Attainment				2.78



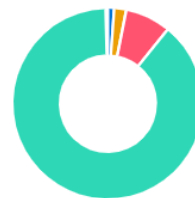
Question	Motivative			
Answer	Value	No. of response(s)	Response value	Response %
1. Average	1	2	2	0.96
2. Good	2	2	4	1.92
3. Very Good	3	3	9	4.33
4. Excellent	4	45	180	86.54
Performance				93.75
Final Attainment				2.81



Question	English			
Answer	Value	No. of response(s)	Response value	Response %
1. Average	1	2	2	0.96
2. Good	2	2	4	1.92
3. Very Good	3	4	12	5.77
4. Excellent	4	44	176	84.62
Performance				93.27
Final Attainment				2.80



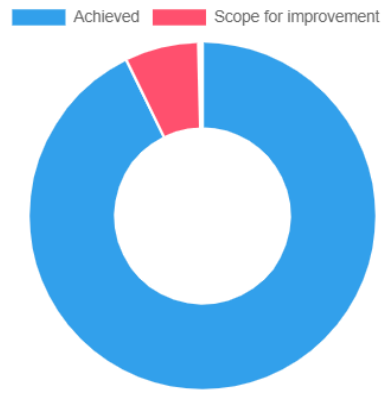
Question	Teacher			
Answer	Value	No. of response(s)	Response value	Response %
1. Average	1	2	2	0.96
2. Good	2	2	4	1.92
3. Very Good	3	5	15	7.21
4. Excellent	4	43	172	82.69
Performance				92.79
Final Attainment				2.78



NOTE:

- Response Value = (Value * Total Number of Responses)
- Response % = (Response Value / (Max Value * Total Number of Responses))

Questionwise Attainment	
Activity Number	Attainment
1	2.74
2	2.81
3	2.83
4	2.83
5	2.80
6	2.75
7	2.78
8	2.81
9	2.80
10	2.78



Achieved 93.13 | Scope for improvement 6.87